


## Ground modular terminal block - UK 5-TWIN-PE - 1923076

Please be informed that the data shown in this PDF Document is generated from our Online Catalog. Please find the complete data in the user's documentation. Our General Terms of Use for Downloads are valid (<http://phoenixcontact.com/download>)



1-level ground modular terminal block with single-sided double connection, cross section: 0.2 ... 4 mm<sup>2</sup>, AWG: 24 - 12, width: 6.2 mm, color: green-yellow

### Your advantages

- ✓ Same shape and pitch as the feed-through terminal blocks
- ✓ Universal protective conductor foot for mounting on NS 35... or NS 32... DIN rails (with the exception of NS 35/15-2,3)



### Key Commercial Data

|                                      |   |
|--------------------------------------|---|
| Packing unit                         | 1 pc  |
| GTIN                                 | <br>4 017918 052461 |
| GTIN                                 | 4017918052461   |
| Weight per Piece (excluding packing) | 24.800 g  |
| Custom tariff number                 | 85369010  |
| Country of origin                    | Poland  |

### Technical data

#### General

|  |                   |
|--|-------------------|
| Number of levels                       | 2                 |
| Number of connections                  | 3                 |
| Nominal cross section                  | 4 mm <sup>2</sup> |
| Color                                  | green-yellow      |
| Insulating material                    | PA                |
| Flammability rating according to UL 94 | V2                |
| Rated surge voltage                    | 6 kV              |

# Ground modular terminal block - UK 5-TWIN-PE - 1923076

## Technical data

### General

|   |               |
|---|---------------|
| Degree of pollution   | 2             |
| Overvoltage category  | III           |
| Insulating material group   | I             |
| Connection in acc. with standard  | IEC 60947-7-2 |
| Open side panel   | No            |
| Relative insulation material temperature index (Elec., UL 746 B)        | 125 °C        |
| Temperature index of insulation material (DIN EN 60216-1 (VDE 0304-21)) | 125 °C        |

### Dimensions

|                  |         |
|------------------|---------|
| Length           | 50.5 mm |
| Width            | 6.2 mm  |
| Height NS 35/7,5 | 47 mm   |
| Height NS 35/15  | 54.5 mm |
| Height NS 32     | 52 mm   |

### Connection data

|  |                      |
|--|----------------------|
| Connection method  | Screw connection     |
| Conductor cross section solid min.   | 0.2 mm <sup>2</sup>  |
| Conductor cross section solid max.   | 4 mm <sup>2</sup>    |
| Conductor cross section flexible min.                                      | 0.2 mm <sup>2</sup>  |
| Conductor cross section flexible max.                                      | 4 mm <sup>2</sup>    |
| Conductor cross section AWG min.   | 24                   |
| Conductor cross section AWG max.   | 12                   |
| Conductor cross section flexible, with ferrule without plastic sleeve min. | 0.25 mm <sup>2</sup> |
| Conductor cross section flexible, with ferrule without plastic sleeve max. | 4 mm <sup>2</sup>    |
| Conductor cross section flexible, with ferrule with plastic sleeve min.    | 0.25 mm <sup>2</sup> |
| Conductor cross section flexible, with ferrule with plastic sleeve max.    | 2.5 mm <sup>2</sup>  |
| Stripping length   | 8 mm                 |
| Screw thread   | M3                   |
| Tightening torque, min   | 0.6 Nm               |
| Tightening torque max  | 0.8 Nm               |

### Ambient conditions

|  |   |
|--|---|
| Operating temperature                    | -60 °C ... 105 °C (max. short-term operating temperature 125°C)           |
| Ambient temperature (storage/transport)  | -25 °C ... 60 °C (for a short time, not exceeding 24 h, -60 °C to +70 °C) |
| Permissible humidity (storage/transport) | 30 % ... 70 %   |
| Ambient temperature (assembly)           | -5 °C ... 70 °C   |
| Ambient temperature (actuation)          | -5 °C ... 70 °C   |

# Ground modular terminal block - UK 5-TWIN-PE - 1923076

## Technical data

### Standards and Regulations

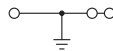
|  |               |
|--|---------------|
| Connection in acc. with standard       | CUL           |
|  | IEC 60947-7-2 |
| Flammability rating according to UL 94 | V2            |

### Environmental Product Compliance

|            |   |
|------------|---|
| REACH SVHC | 4-Nonylphenol, ethoxylated  |
| China RoHS | Environmentally Friendly Use Period = 50 years  |
|            | For details about hazardous substances go to tab "Downloads", Category "Manufacturer's declaration" |

## Drawings

Circuit diagram



## Classifications

### eCl@ss

|               |          |
|---------------|----------|
| eCl@ss 10.0.1 | 27141141 |
| eCl@ss 11.0   | 27141141 |
| eCl@ss 4.0    | 27141100 |
| eCl@ss 4.1    | 27141100 |
| eCl@ss 5.0    | 27141100 |
| eCl@ss 5.1    | 27141100 |
| eCl@ss 6.0    | 27141100 |
| eCl@ss 7.0    | 27141141 |
| eCl@ss 9.0    | 27141141 |

### ETIM

|          |          |
|----------|----------|
| ETIM 2.0 | EC000897 |
| ETIM 3.0 | EC000897 |
| ETIM 4.0 | EC000901 |
| ETIM 6.0 | EC000901 |
| ETIM 7.0 | EC000901 |

### UNSPSC

|               |          |
|---------------|----------|
| UNSPSC 6.01   | 30211811 |
| UNSPSC 7.0901 | 39121410 |

# Ground modular terminal block - UK 5-TWIN-PE - 1923076

## Classifications

### UNSPSC

|              |          |
|--------------|----------|
| UNSPSC 11    | 39121410 |
| UNSPSC 12.01 | 39121410 |
| UNSPSC 13.2  | 39121410 |
| UNSPSC 18.0  | 39121410 |
| UNSPSC 19.0  | 39121410 |
| UNSPSC 20.0  | 39121410 |
| UNSPSC 21.0  | 39121410 |

## Approvals

### Approvals

#### Approvals

DNV GL / NK / KEMA-KEUR / IEC60384-1 / IEC60384-2 / IEC60384-3 / IEC60384-4 / IEC60384-5 / IEC60384-6 / IEC60384-7 / IEC60384-8 / IEC60384-9 / IEC60384-10 / IEC60384-11 / IEC60384-12 / IEC60384-13 / IEC60384-14 / IEC60384-15 / IEC60384-16 / IEC60384-17 / IEC60384-18 / IEC60384-19 / IEC60384-20 / IEC60384-21 / IEC60384-22 / IEC60384-23 / IEC60384-24 / IEC60384-25 / IEC60384-26 / IEC60384-27 / IEC60384-28 / IEC60384-29 / IEC60384-30 / IEC60384-31 / IEC60384-32 / IEC60384-33 / IEC60384-34 / IEC60384-35 / IEC60384-36 / IEC60384-37 / IEC60384-38 / IEC60384-39 / IEC60384-40 / IEC60384-41 / IEC60384-42 / IEC60384-43 / IEC60384-44 / IEC60384-45 / IEC60384-46 / IEC60384-47 / IEC60384-48 / IEC60384-49 / IEC60384-50 / IEC60384-51 / IEC60384-52 / IEC60384-53 / IEC60384-54 / IEC60384-55 / IEC60384-56 / IEC60384-57 / IEC60384-58 / IEC60384-59 / IEC60384-60 / IEC60384-61 / IEC60384-62 / IEC60384-63 / IEC60384-64 / IEC60384-65 / IEC60384-66 / IEC60384-67 / IEC60384-68 / IEC60384-69 / IEC60384-70 / IEC60384-71 / IEC60384-72 / IEC60384-73 / IEC60384-74 / IEC60384-75 / IEC60384-76 / IEC60384-77 / IEC60384-78 / IEC60384-79 / IEC60384-80 / IEC60384-81 / IEC60384-82 / IEC60384-83 / IEC60384-84 / IEC60384-85 / IEC60384-86 / IEC60384-87 / IEC60384-88 / IEC60384-89 / IEC60384-90 / IEC60384-91 / IEC60384-92 / IEC60384-93 / IEC60384-94 / IEC60384-95 / IEC60384-96 / IEC60384-97 / IEC60384-98 / IEC60384-99 / IEC60384-100

#### Ex Approvals

### Approval details

|        |  |   |            |
|--------|--|---|------------|
| DNV GL |  | <a href="https://approvalfinder.dnvgl.com/">https://approvalfinder.dnvgl.com/</a> | TAE00001CT |
|--------|--|---|------------|


|    |  |   |           |
|----|--|---|-----------|
| NK |  | <a href="http://www.classnk.or.jp/hp/en/">http://www.classnk.or.jp/hp/en/</a> | 09 ME 141 |
|----|--|---|-----------|


|           |  |   |           |
|-----------|--|---|-----------|
| KEMA-KEUR |  | <a href="http://www.dekra-certification.com">http://www.dekra-certification.com</a> | 71-104970 |
|-----------|--|---|-----------|


|                            |   |
|----------------------------|---|
| mm <sup>2</sup> /AWG/kcmil | 4 |
|----------------------------|---|


# Ground modular terminal block - UK 5-TWIN-PE - 1923076

## Approvals


|                            |   |   |             |
|----------------------------|---|---|-------------|
| IECEE CB Scheme            |  | <a href="http://www.iecee.org/">http://www.iecee.org/</a> | NL-39915_A1 |
| mm <sup>2</sup> /AWG/kcmil |   | 4   |             |

|     |   |                      |
|-----|---|----------------------|
| EAC |  | RU C-DE.A*30.B.01742 |
|-----|---|----------------------|

|                            |   |   |              |
|----------------------------|---|---|--------------|
| UL Recognized              |  | <a href="http://database.ul.com/cgi-bin/XYV/template/LISEXT/1FRAME/index.htm">http://database.ul.com/cgi-bin/XYV/template/LISEXT/1FRAME/index.htm</a> | FILE E 60425 |
|                            | B   | C   | D            |
| mm <sup>2</sup> /AWG/kcmil | 30-10   | 30-10   | 30-10        |

|                            |   |   |              |
|----------------------------|---|---|--------------|
| cUL Recognized             |  | <a href="http://database.ul.com/cgi-bin/XYV/template/LISEXT/1FRAME/index.htm">http://database.ul.com/cgi-bin/XYV/template/LISEXT/1FRAME/index.htm</a> | FILE E 60425 |
|                            | B   | C   | D            |
| mm <sup>2</sup> /AWG/kcmil | 30-10   | 30-10   | 30-10        |

|     |   |                      |
|-----|---|----------------------|
| EAC |  | RU C-DE.BL08.B.00534 |
|-----|---|----------------------|

|                  |   |
|------------------|---|
| cULus Recognized |  |
|------------------|---|

## Accessories

Accessories

DIN rail

## Ground modular terminal block - UK 5-TWIN-PE - 1923076

### Accessories

DIN rail perforated - NS 32 PERF 2000MM - 1201002



DIN rail perforated, G profile, width: 32 mm, height: 15 mm, acc. to EN 60715, material: Steel, galvanized, passivated with a thick layer, length: 2000 mm, color: silver

---

DIN rail, unperforated - NS 32 UNPERF 2000MM - 1201015



DIN rail, unperforated, G profile, width: 32 mm, height: 15 mm, acc. to EN 60715, material: Steel, galvanized, passivated with a thick layer, length: 2000 mm, color: silver

---

DIN rail perforated - NS 35/ 7,5 PERF 2000MM - 0801733



DIN rail perforated, Standard profile, width: 35 mm, height: 7.5 mm, acc. to EN 60715, material: Steel, galvanized, passivated with a thick layer, length: 2000 mm, color: silver

---

DIN rail, unperforated - NS 35/ 7,5 UNPERF 2000MM - 0801681



DIN rail, unperforated, Standard profile, width: 35 mm, height: 7.5 mm, acc. to EN 60715, material: Steel, galvanized, passivated with a thick layer, length: 2000 mm, color: silver

---

DIN rail perforated - NS 35/ 7,5 WH PERF 2000MM - 1204119



DIN rail perforated, Standard profile, width: 35 mm, height: 7.5 mm, acc. to EN 60715, material: Steel, Galvanized, white passivated, length: 2000 mm, color: silver

---

## Ground modular terminal block - UK 5-TWIN-PE - 1923076

### Accessories

DIN rail, unperforated - NS 35/ 7,5 WH UNPERF 2000MM - 1204122



DIN rail, unperforated, Standard profile, width: 35 mm, height: 7.5 mm, acc. to EN 60715, material: Steel, Galvanized, white passivated, length: 2000 mm, color: silver

DIN rail, unperforated - NS 35/ 7,5 AL UNPERF 2000MM - 0801704



DIN rail, unperforated, Standard profile, width: 35 mm, height: 7.5 mm, acc. to EN 60715, material: Aluminum, uncoated, length: 2000 mm, color: silver

DIN rail perforated - NS 35/ 7,5 ZN PERF 2000MM - 1206421



DIN rail perforated, Standard profile, width: 35 mm, height: 7.5 mm, acc. to EN 60715, material: Steel, galvanized, length: 2000 mm, color: silver

DIN rail, unperforated - NS 35/ 7,5 ZN UNPERF 2000MM - 1206434



DIN rail, unperforated, Standard profile, width: 35 mm, height: 7.5 mm, acc. to EN 60715, material: Steel, galvanized, length: 2000 mm, color: silver

DIN rail, unperforated - NS 35/ 7,5 CU UNPERF 2000MM - 0801762



DIN rail, unperforated, Standard profile, width: 35 mm, height: 7.5 mm, acc. to EN 60715, material: Copper, uncoated, length: 2000 mm, color: copper-colored

## Ground modular terminal block - UK 5-TWIN-PE - 1923076

### Accessories

End cap - NS 35/ 7,5 CAP - 1206560

DIN rail end piece, for DIN rail NS 35/7.5



DIN rail perforated - NS 35/15 PERF 2000MM - 1201730



DIN rail perforated, Standard profile, width: 35 mm, height: 15 mm, similar to EN 60715, material: Steel, galvanized, passivated with a thick layer, length: 2000 mm, color: silver

DIN rail, unperforated - NS 35/15 UNPERF 2000MM - 1201714



DIN rail, unperforated, Standard profile, width: 35 mm, height: 15 mm, similar to EN 60715, material: Steel, galvanized, passivated with a thick layer, length: 2000 mm, color: silver

DIN rail perforated - NS 35/15 WH PERF 2000MM - 0806602



DIN rail perforated, Standard profile, width: 35 mm, height: 15 mm, similar to EN 60715, material: Steel, Galvanized, white passivated, length: 2000 mm, color: silver

DIN rail, unperforated - NS 35/15 WH UNPERF 2000MM - 1204135



DIN rail, unperforated, Standard profile, width: 35 mm, height: 15 mm, similar to EN 60715, material: Steel, Galvanized, white passivated, length: 2000 mm, color: silver

## Ground modular terminal block - UK 5-TWIN-PE - 1923076

### Accessories

DIN rail, unperforated - NS 35/15 AL UNPERF 2000MM - 1201756



DIN rail, unperforated, Standard profile, width: 35 mm, height: 15 mm, similar to EN 60715, material: Aluminum, uncoated, length: 2000 mm, color: silver

---

DIN rail perforated - NS 35/15 ZN PERF 2000MM - 1206599



DIN rail perforated, Standard profile, width: 35 mm, height: 15 mm, similar to EN 60715, material: Steel, galvanized, length: 2000 mm, color: silver

---

DIN rail, unperforated - NS 35/15 ZN UNPERF 2000MM - 1206586



DIN rail, unperforated, Standard profile, width: 35 mm, height: 15 mm, similar to EN 60715, material: Steel, galvanized, length: 2000 mm, color: silver

---

DIN rail, unperforated - NS 35/15 CU UNPERF 2000MM - 1201895



DIN rail, unperforated, Standard profile, width: 35 mm, height: 15 mm, similar to EN 60715, material: Copper, uncoated, length: 2000 mm, color: copper-colored

---

End cap - NS 35/15 CAP - 1206573



DIN rail end piece, for DIN rail NS 35/15

---

End block

## Ground modular terminal block - UK 5-TWIN-PE - 1923076

### Accessories

End clamp - E/UK - 1201442



End clamp, width: 9.5 mm, height: 35.3 mm, material: PA, length: 50.5 mm, Mounting on a DIN rail NS 32 or NS 35, color: gray

---

End clamp - E/UK 1 - 1201413



End clamps, for supporting the ends of double-level and three-level terminal blocks, width: 10 mm, color: gray

---

### Labeled terminal marker

Zack marker strip - ZB 5 CUS - 0824962



Zack marker strip, can be ordered: Strip, white, labeled according to customer specifications, mounting type: snap into tall marker groove, for terminal block width: 5.2 mm, lettering field size: 5.15 x 10.5 mm, Number of individual labels: 10

---

Zack marker strip - ZB 5,LGS:FORTL.ZAHLEN - 1050017



Zack marker strip, Strip, white, labeled, printed horizontally: consecutive numbers 1 ... 10, 11 ... 20, etc. up to 491 ... 500, mounting type: snap into tall marker groove, for terminal block width: 5.2 mm, lettering field size: 5.15 x 10.5 mm, Number of individual labels: 10

---

Zack marker strip - ZB 5,QR:FORTL.ZAHLEN - 1050020



Zack marker strip, white, Printed vertically: consecutive numbers 1 ... 10, 11 ... 20, etc. up to 491 ... 500, mounting type: snap into tall marker groove, for terminal block width: 5.2 mm, lettering field size: 5.15 x 10.5 mm

---

## Ground modular terminal block - UK 5-TWIN-PE - 1923076

### Accessories

#### Zack marker strip - ZB 5,LGS:GLEICHE ZAHLEN - 1050033



Zack marker strip, Strip, white, labeled, can be labeled with: CMS-P1-PLOTTER, printed horizontally: Identical numbers 1 or 2, etc. up to 100, mounting type: snap into tall marker groove, for terminal block width: 5.2 mm, lettering field size: 5.15 x 10.5 mm, Number of individual labels: 10

#### Zack marker strip - ZB 5,LGS:L1-N,PE - 1050415



Zack marker strip, Strip, white, labeled, horizontal: L1, L2, L3, N, PE, L1, L2, L3, N, PE, mounting type: snap into tall marker groove, for terminal block width: 5.2 mm, lettering field size: 5.15 x 10.5 mm, Number of individual labels: 10

#### Marker for terminal blocks - UC-TM 5 CUS - 0824581



Marker for terminal blocks, can be ordered: by sheet, white, labeled according to customer specifications, mounting type: snap into tall marker groove, for terminal block width: 5.2 mm, lettering field size: 10.5 x 4.6 mm, Number of individual labels: 96

#### Marker for terminal blocks - UCT-TM 5 CUS - 0829595



Marker for terminal blocks, can be ordered: by sheet, white, labeled according to customer specifications, mounting type: snap into tall marker groove, for terminal block width: 5.2 mm, lettering field size: 4.6 x 10.5 mm, Number of individual labels: 72

### Terminal marking

#### Marker card - SBS 6:UNBEDRUCKT - 1007222



Marker card, Card, white, unlabeled, can be labeled with: Marker pen, mounting type: snap into tall marker groove, snap into flat marker groove, for terminal block width: 6 mm, lettering field size: 6 x 6.1 mm, Number of individual labels: 250

## Ground modular terminal block - UK 5-TWIN-PE - 1923076

### Accessories

#### Zack marker strip - ZB 5 :UNBEDRUCKT - 1050004



Zack marker strip, Strip, white, unlabeled, can be labeled with: PLOTMARK, CMS-P1-PLOTTER, mounting type: snap into tall marker groove, for terminal block width: 5.2 mm, lettering field size: 5.1 x 10.5 mm, Number of individual labels: 10

---

#### Marker for terminal blocks - UC-TM 5 - 0818108



Marker for terminal blocks, Sheet, white, unlabeled, can be labeled with: BLUEMARK ID COLOR, BLUEMARK ID, BLUEMARK CLED, PLOTMARK, CMS-P1-PLOTTER, mounting type: snap into tall marker groove, for terminal block width: 5.2 mm, lettering field size: 10.5 x 4.6 mm, Number of individual labels: 96

---

#### Marker for terminal blocks - UCT-TM 5 - 0828734



Marker for terminal blocks, Sheet, white, unlabeled, can be labeled with: TOPMARK NEO, TOPMARK LASER, BLUEMARK ID COLOR, BLUEMARK ID, BLUEMARK CLED, THERMOMARK PRIME, THERMOMARK CARD 2.0, THERMOMARK CARD, mounting type: snap into tall marker groove, for terminal block width: 5.2 mm, lettering field size: 4.6 x 10.5 mm, Number of individual labels: 72